

Village Clinic at a Glance

Village clinic name: _____
 HSA name: _____
 HSA supervisor name: _____
 Facility name: _____



Background Information:

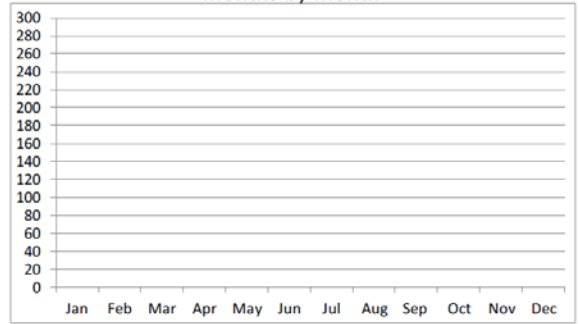
Catchment population:

Estimated # children U5:

Support and supervision monthly summary (tick if received):

Month:	Jan	Feb	Mar	Apr	May	Jun	July	Aug	Sep	Oct	Nov	Dec
Supervision Visit												
Mentoring												

1) Number of fever cases treated in children aged 5-59 months by month



of stock-out days LA:

of referrals due to stockout:

2) Number of fast breathing cases treated in children aged 2-59 months by month



of stock-out days Cotrim:

of referrals due to stockout:

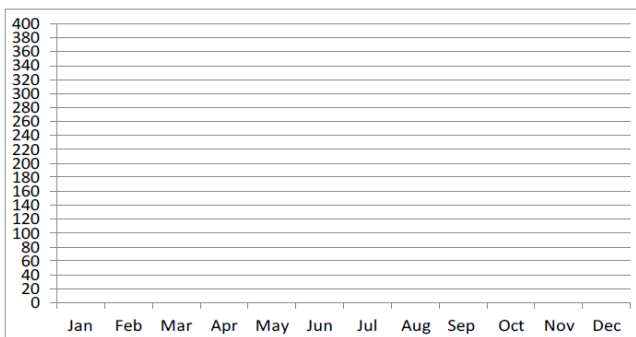
3) Number of diarrhea cases treated in children aged 2-59 months by month



of stock-out days ORS:

of referrals due to stockout:

4) Total number of sick child cases treated in children aged 2-59 months by month



of days VC operated:

of U5 deaths reported:

Notes/Comments:

iCCM at a Glance




Health facility: _____

HSA supervisor: _____


Under-five catchment population:

CCM trained HSAs:

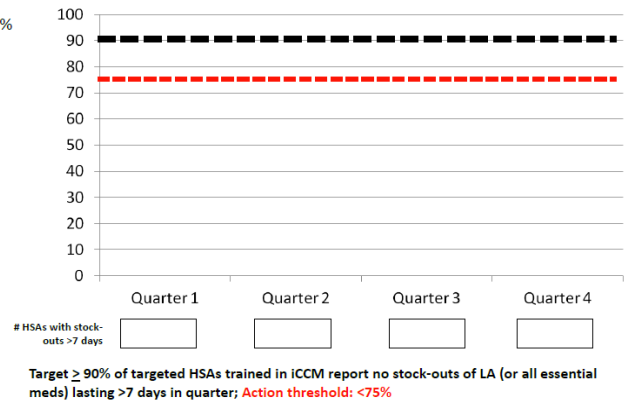
1) Percent of CCM-trained HSAs residing in their catchment area



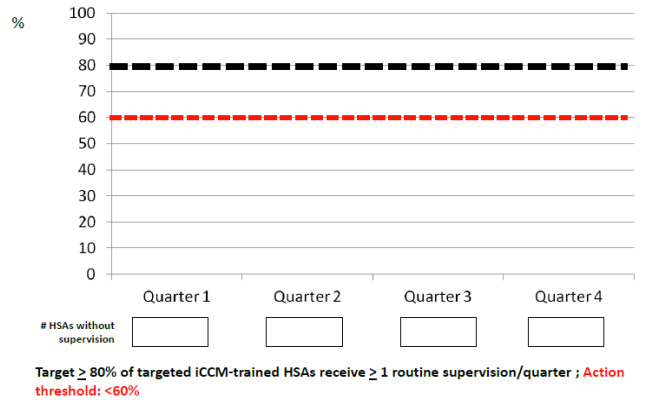
2) Percent of CCM-trained HSAs submitting reports complete and on time



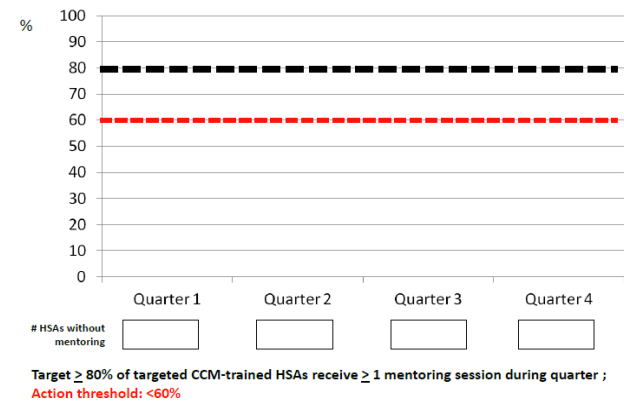
3) Percent of CCM trained HSAs with medicines




4) Percent of CCM trained HSAs receiving routine supervision



5) Percent of CCM-trained HSAs receiving clinical supervision (mentoring)



6) Number of cases treated by CCM-trained HSAs



Instructions: Plot monthly data using shaded bars to make data more visible.

Community Health at a Glance

Village clinic name: _____
 HSA name: _____
 HSA supervisor name: _____
 Facility name: _____



Background information:

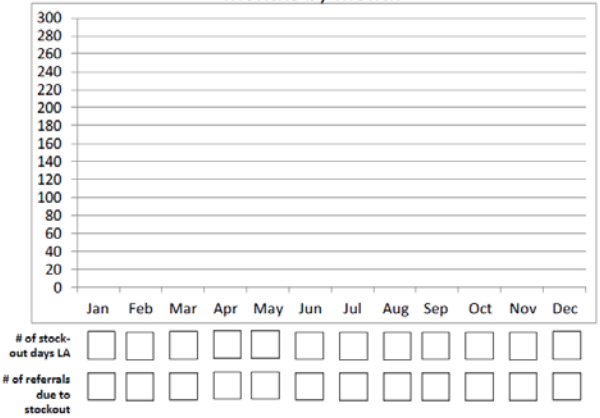
Catchment population:

Estimated # children U5:


Support and supervision monthly summary (tick if received):

Month:	Jan	Feb	Mar	Apr	May	Jun	July	Aug	Sep	Oct	Nov	Dec
Supervision Visit												
Mentoring												


1) Number of fever cases treated in children aged 5-59 months by month



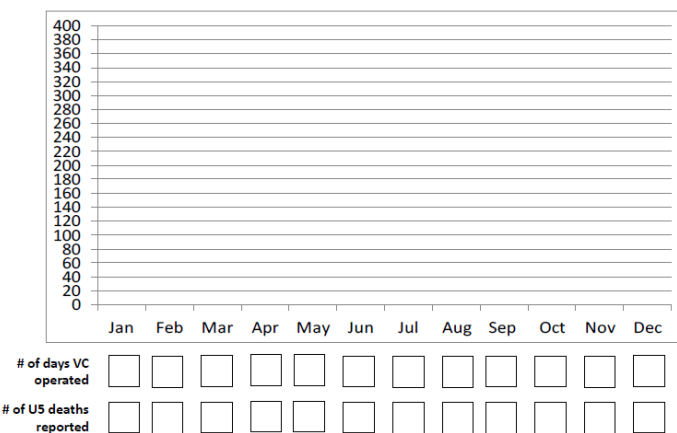
2) Number of fast breathing cases treated in children aged 2-59 months by month




3) Number of diarrhea cases treated in children aged 2-59 months by month



4) Total number of sick child cases treated in children aged 2-59 months by month



5) Number of home visits for mother and newborn conducted



Instructions: Plot monthly data using shaded bars to make data more visible.