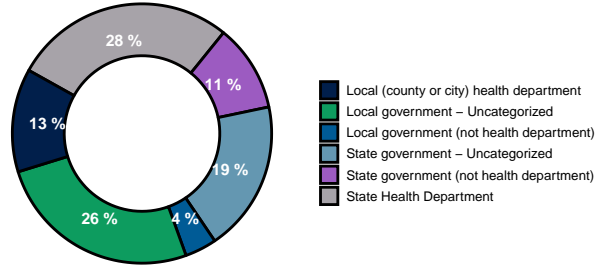


Schoolwide JHSPH Career Outcomes Report By Industry (2017–2019)

State or Local Government

Schoolwide State or Local Government : Sector Composition (%)

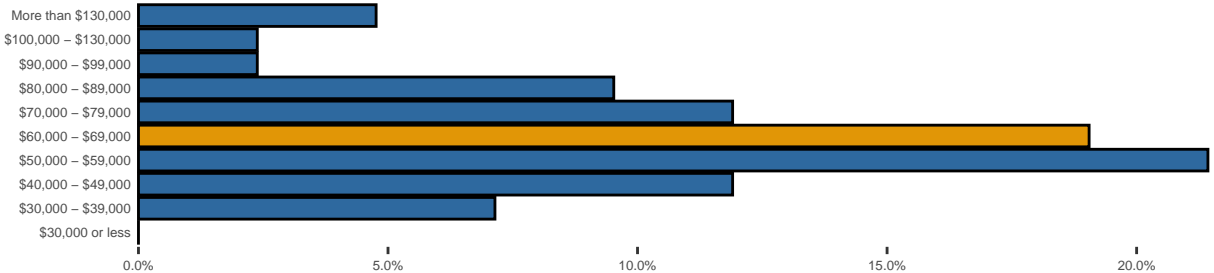
No. Students = 47



Schoolwide – State or Local Government : Salary Ranges

No. Students = 42

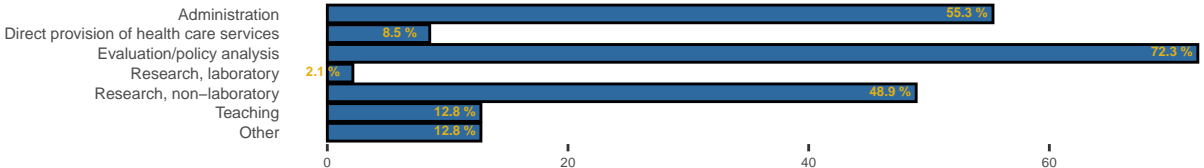
Median salary: \$62,136



Schoolwide – State or Local Government : Primary Job Responsibility

No. Students = 47

What are our alumni job responsibilities?



1/ Source: Results from the JHSPH Alumni Survey administered to graduates approximately one year after degree commencement in Fall 2017, 2018 and 2019. 2/ i) Academic Institution: Academic institution at any level (elementary through university); ii) Health Care Services: Hospital, MCO, Other healthcare provider; iii) U.S. Federal government: U.S. Federal DHHS Agency or Office, U.S. Federal government (outside the DHHS), U.S. Federal government – Uncategorized; iv) State or local government: State/Local (county or city) Health Department, State/Local government (not health department) , State/Local government – Uncategorized; v) Other or International government agencies: Foreign government, IGO/International organization, Military, Tribal government; vi) Private company: Consulting firm, Health IT, Other industrial/commercial for-profit, Pharmaceutical/biotech/medical device, Health insurance, Marketing/PR/communications firm; vii) Non-profit organization: Foundation/NGO/similar charitable non-profit, Trade association or similar non-profit, Other non-profit organization; viii) Other: Other, Self-employed, Unknown. 3/ Note: NA excluded for all charts. Salary ranges and median salary only include full-time employed alumni.