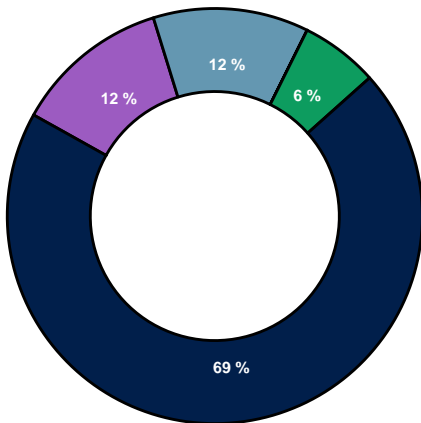


JHSPH Career Outcomes Report (2017–2019): Spatial Analysis All Programs

Spatial Analysis : Employment (%)

All Programs : No. Students = 16



- Full time
- Part time
- Fellow/intern/resident
- Continuing graduate education
- Seeking employment
- Other

Spatial Analysis – PhD : Employment (%)

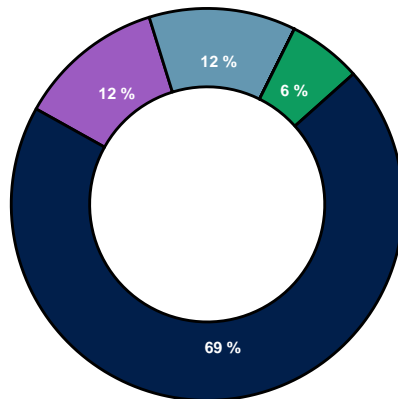
Sample size too small for reporting.

Spatial Analysis – DrPH : Employment (%)

Sample size too small for reporting.

Spatial Analysis : Employment (%)

Masters : No. Students = 16



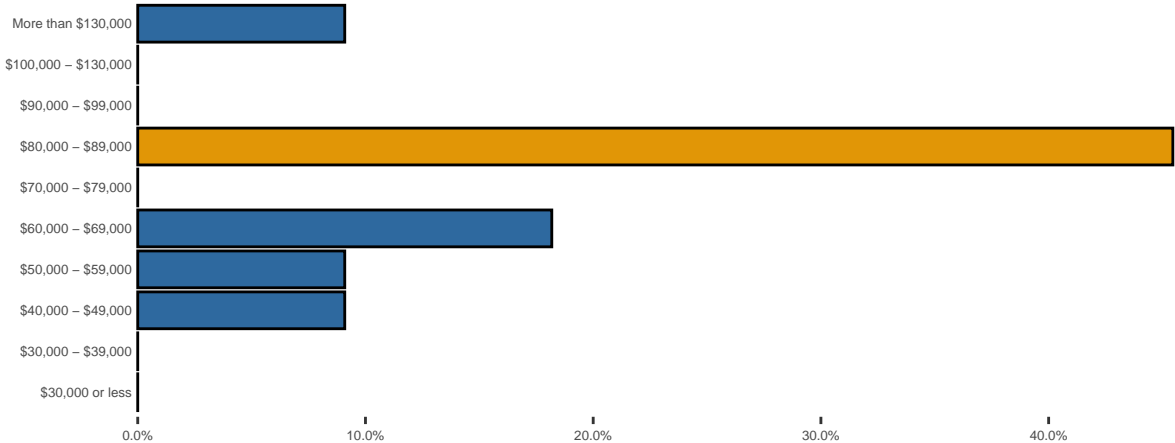
JHSPH Career Outcomes Report (2017–2019): Spatial Analysis

All Programs

Spatial Analysis : Salary Ranges

No. Students = 11

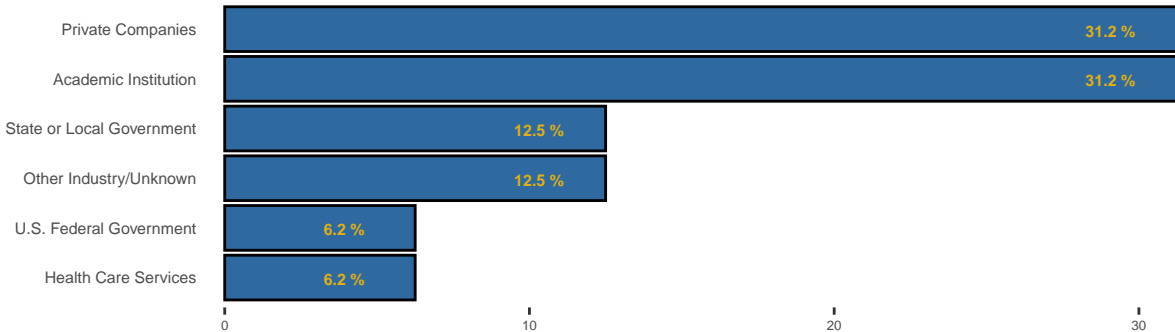
Median salary: \$85,000



Spatial Analysis : Industry Types

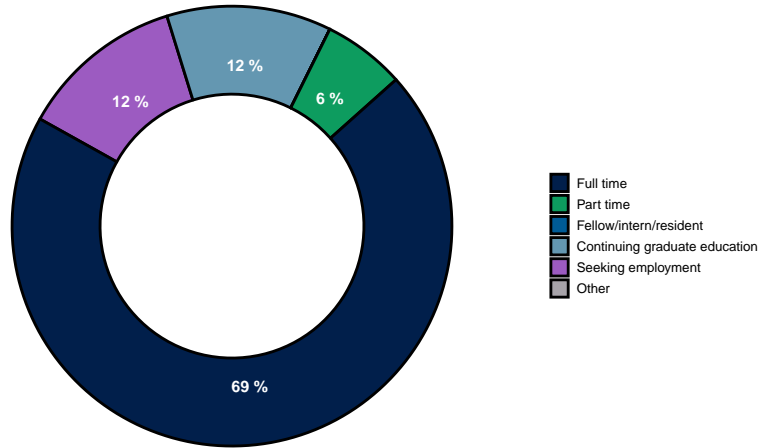
No. Students = 16

Where do our alumni work?

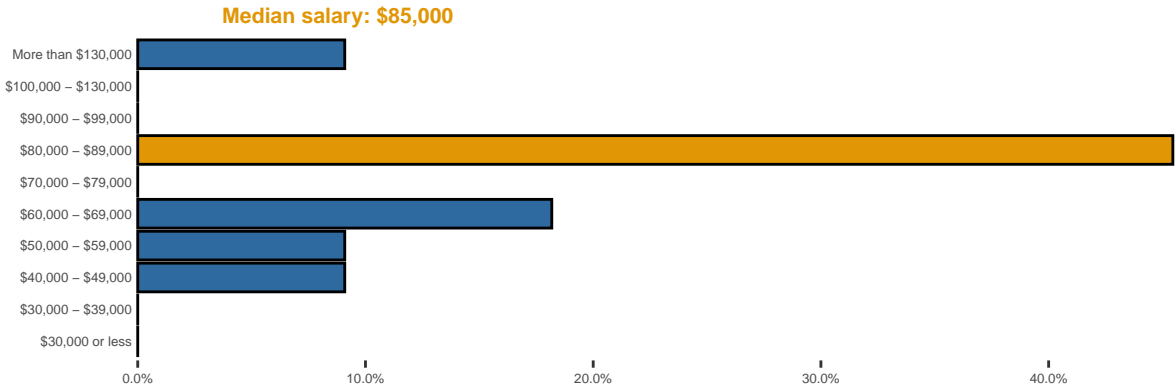


1/ Source: Results from the JHSPH Alumni Survey administered to graduates approximately one year after degree commencement in Fall 2017, 2018 and 2019. 2/ i) Academic Institution: Academic institution at any level (elementary through university); ii) Health Care Services: Hospital, MCO, Other healthcare provider; iii) U.S. Federal government: U.S. Federal DHHS Agency or Office, U.S. Federal government (outside the DHHS), U.S. Federal government – Uncategorized; iv) State or local government: State/Local (county or city) Health Department, State/Local government (not health department), State/Local government – Uncategorized; v) Other or International government agencies: Foreign government, IGO/International organization, Military, Tribal government; vi) Private company: Consulting firm, Health IT, Other industrial/commercial for-profit, Pharmaceutical/biotech/medical device, Health insurance, Marketing/PR/communications firm; vii) Non-profit organization: Foundation/NGO/similar charitable non-profit, Trade association or similar non-profit, Other non-profit organization; viii) Other: Other, Self-employed, Unknown. 3/ Note: NA excluded for all charts. Salary ranges and median salary only include full-time employed alumni.

Spatial Analysis – MAS : Employment (%)
No. Students = 16



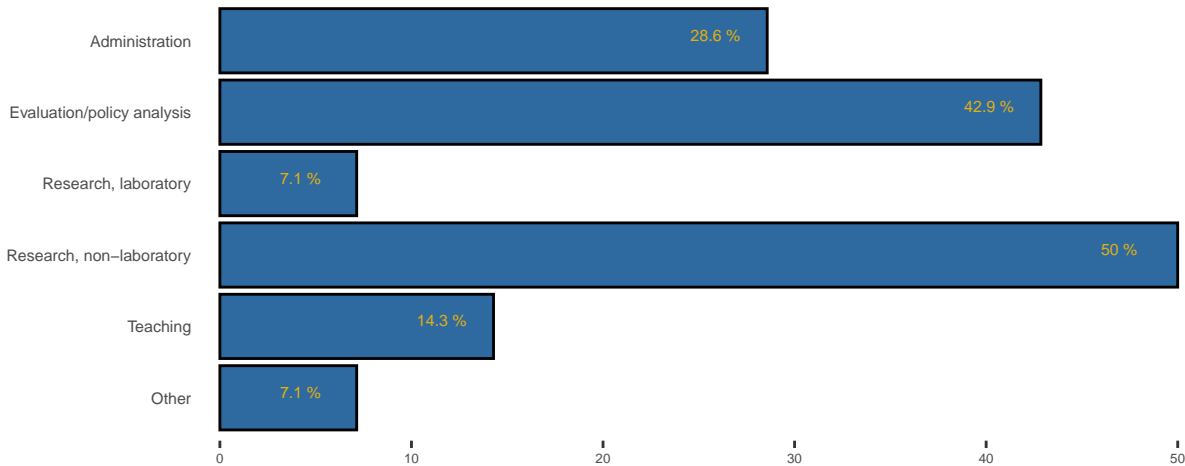
Spatial Analysis – MAS : Salary Ranges
No. Students = 11



1/ Source: Results from the JHSPH Alumni Survey administered to graduates approximately one year after degree commencement in Fall 2017, 2018 and 2019. 2/ i) Academic Institution: Academic institution at any level (elementary through university); ii) Health Care Services: Hospital, MCO, Other healthcare provider; iii) U.S. Federal government: U.S. Federal DHHS Agency or Office, U.S. Federal government (outside the DHHS), U.S. Federal government – Uncategorized; iv) State or local government: State/Local (county or city) Health Department, State/Local government (not health department), State/Local government – Uncategorized; v) Other or International government agencies: Foreign government, IGO/International organization, Military, Tribal government; vi) Private company: Consulting firm, Health IT, Other industrial/commercial for-profit, Pharmaceutical/biotech/medical device, Health insurance, Marketing/PR/communications firm; vii) Non-profit organization: Foundation/NGO/similar charitable non-profit, Trade association or similar non-profit, Other non-profit organization; viii) Other: Other, Self-employed, Unknown. 3/ Note: NA excluded for all charts. Salary ranges and median salary only include full-time employed alumni.

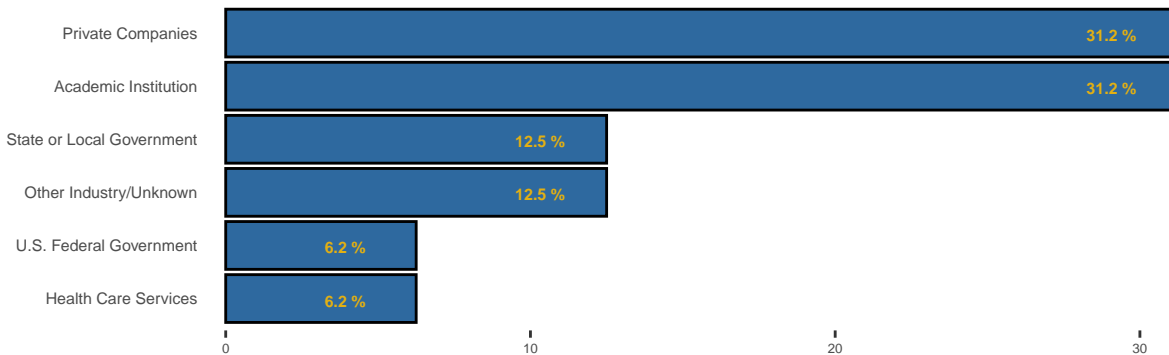
MAS : Primary Job Responsibility No. Students = 14

What are our alumni job responsibilities?



MAS : Industry Types No. Students = 16

Where do our alumni work?



1/ Source: Results from the JHSPH Alumni Survey administered to graduates approximately one year after degree commencement in Fall 2017, 2018 and 2019. 2/ i) Academic Institution: Academic institution at any level (elementary through university); ii) Health Care Services: Hospital, MCO, Other healthcare provider; iii) U.S. Federal government: U.S. Federal DHHS Agency or Office, U.S. Federal government (outside the DHHS), U.S. Federal government – Uncategorized; iv) State or local government: State/Local (county or city) Health Department, State/Local government (not health department) , State/Local government – Uncategorized; v) Other or International government agencies: Foreign government, IGO/International organization, Military, Tribal government; vi) Private company: Consulting firm, Health IT, Other industrial/commercial for-profit, Pharmaceutical/biotech/medical device, Health insurance, Marketing/PR/communications firm; vii) Non-profit organization: Foundation/NGO/similar charitable non-profit, Trade association or similar non-profit, Other non-profit organization; viii) Other: Other, Self-employed, Unknown. 3/ Note: NA excluded for all charts. Salary ranges and median salary only include full-time employed alumni.