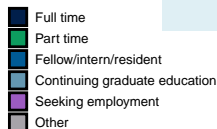
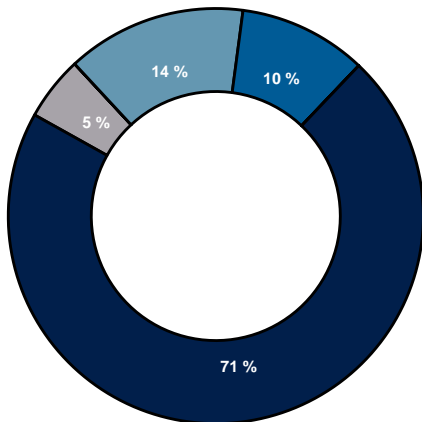


# JHSPH Career Outcomes Report (2017–2019): Environmental Health and Engineering 1

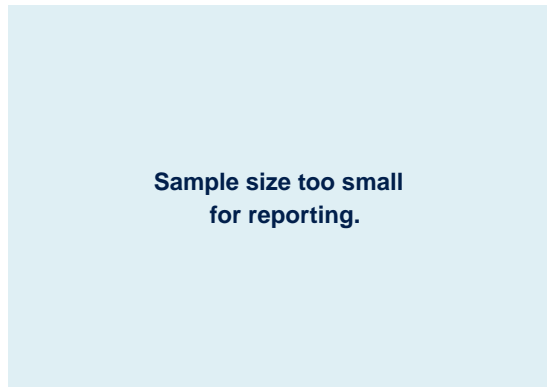
## All Programs

### Environmental Health and Engineering : Employment (%)

All Programs : No. Students = 21



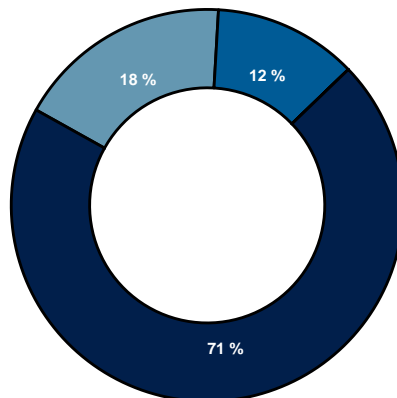
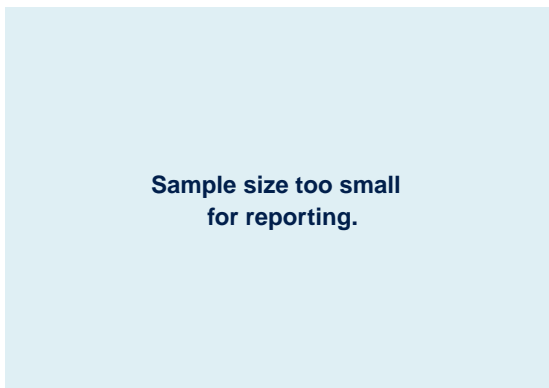
### Environmental Health and Engineering – PhD : Employment (%)



### Environmental Health and Engineering – DrPH : Employment (%)

### Environmental Health and Engineering : Employment (%)

Masters : No. Students = 17

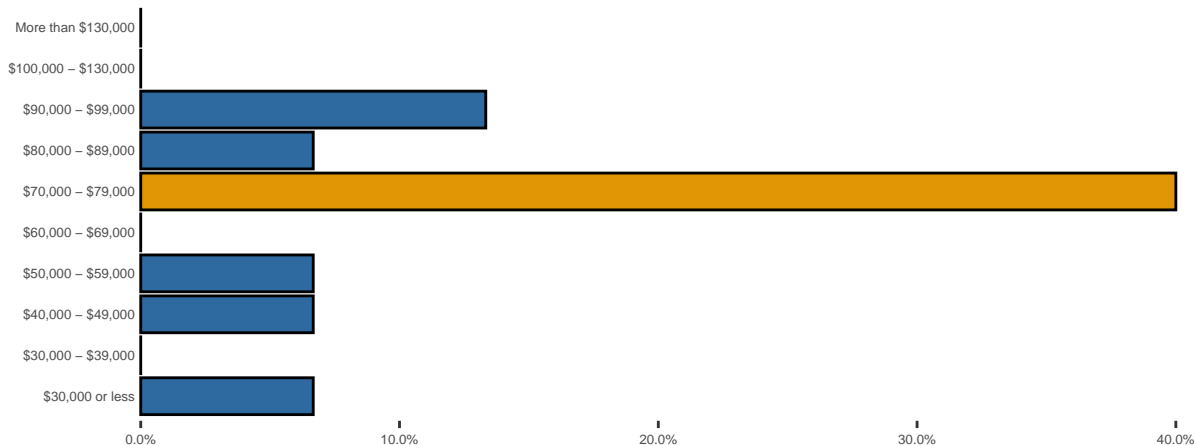


# JHSPH Career Outcomes Report (2017–2019): Environmental Health and Engineering 2

## All Programs

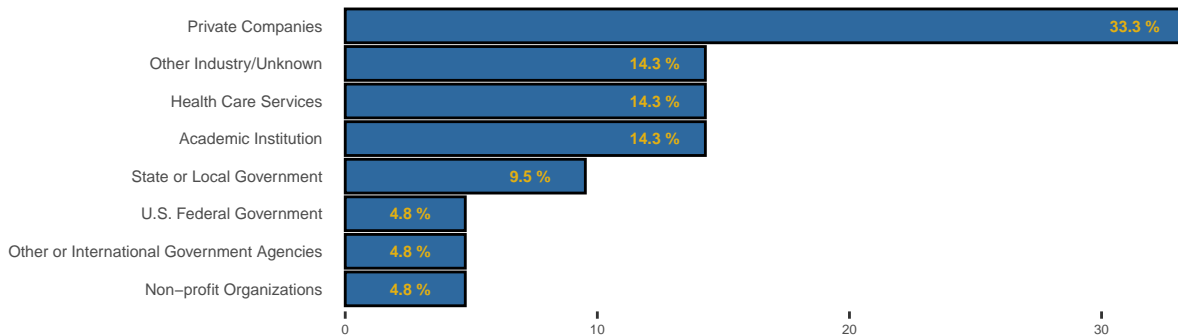
### Environmental Health and Engineering : Salary Ranges No. Students = 15

**Median salary: \$75,500**



### Environmental Health and Engineering : Industry Types No. Students = 21

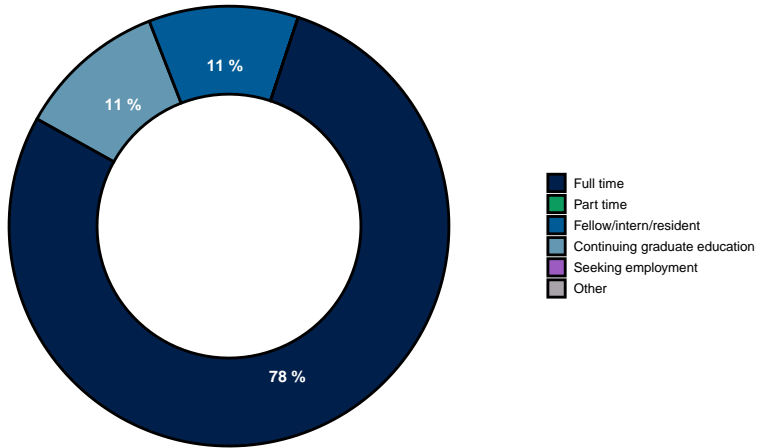
Where do our alumni work?



1/ Source: Results from the JHSPH Alumni Survey administered to graduates approximately one year after degree commencement in Fall 2017, 2018 and 2019. 2/ i) Academic Institution: Academic institution at any level (elementary through university); ii) Health Care Services: Hospital, MCO, Other healthcare provider; iii) U.S. Federal government: U.S. Federal DHHS Agency or Office, U.S. Federal government (outside the DHHS), U.S. Federal government – Uncategorized; iv) State or local government: State/Local (county or city) Health Department, State/Local government (not health department) , State/Local government – Uncategorized; v) Other or International government agencies: Foreign government, IGO/International organization, Military, Tribal government; vi) Private company: Consulting firm, Health IT, Other industrial/commercial for-profit, Pharmaceutical/biotech/medical device, Health insurance, Marketing/PR/communications firm; vii) Non-profit organization: Foundation/NGO/similar charitable non-profit, Trade association or similar non-profit, Other non-profit organization; viii) Other: Other, Self-employed, Unknown. 3/ Note: NA excluded for all charts. Salary ranges and median salary only include full-time employed alumni.

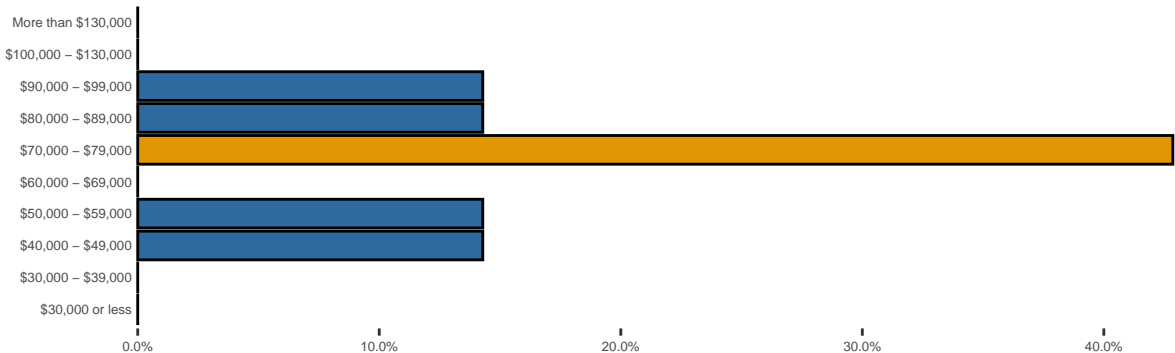
# JHSPH Career Outcomes Report (2017–2019): Environmental Health and Engineering – MSPH

**Environmental Health and Engineering – MSPH : Employment (%)**  
 No. Students = 9



**Environmental Health and Engineering – MSPH : Salary Ranges**  
 No. Students = 7

**Median salary: \$75,000**

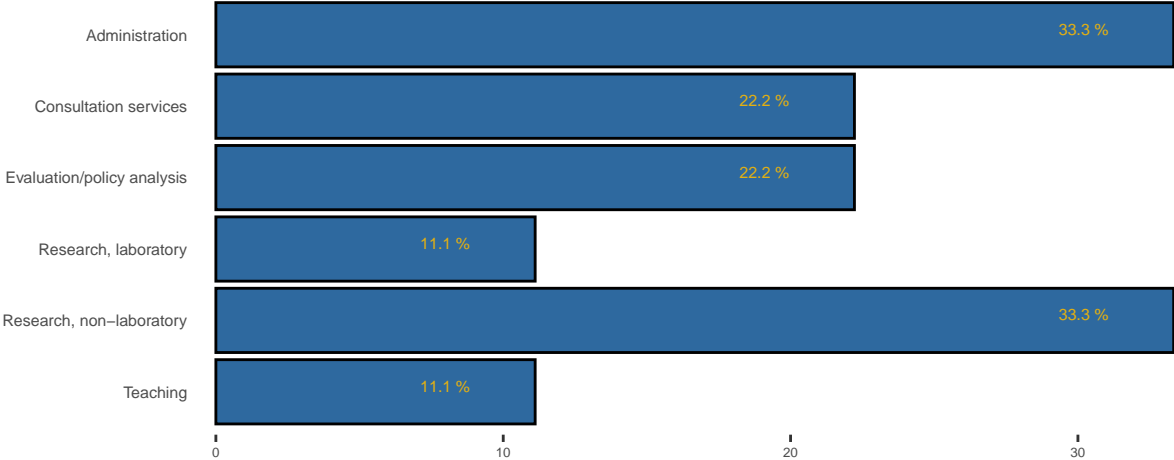


1/ Source: Results from the JHSPH Alumni Survey administered to graduates approximately one year after degree commencement in Fall 2017, 2018 and 2019. 2/ i) Academic Institution: Academic institution at any level (elementary through university); ii) Health Care Services: Hospital, MCO, Other healthcare provider; iii) U.S. Federal government: U.S. Federal DHHS Agency or Office, U.S. Federal government (outside the DHHS), U.S. Federal government – Uncategorized; iv) State or local government: State/Local (county or city) Health Department, State/Local government (not health department), State/Local government – Uncategorized; v) Other or International government agencies: Foreign government, IGO/International organization, Military, Tribal government; vi) Private company: Consulting firm, Health IT, Other industrial/commercial for-profit, Pharmaceutical/biotech/medical device, Health insurance, Marketing/PR/communications firm; vii) Non-profit organization: Foundation/NGO/similar charitable non-profit, Trade association or similar non-profit, Other non-profit organization; viii) Other: Other, Self-employed, Unknown. 3/ Note: NA excluded for all charts. Salary ranges and median salary only include full-time employed alumni.

# JHSPH Career Outcomes Report (2017–2019): Environmental Health and Engineering – MSPH

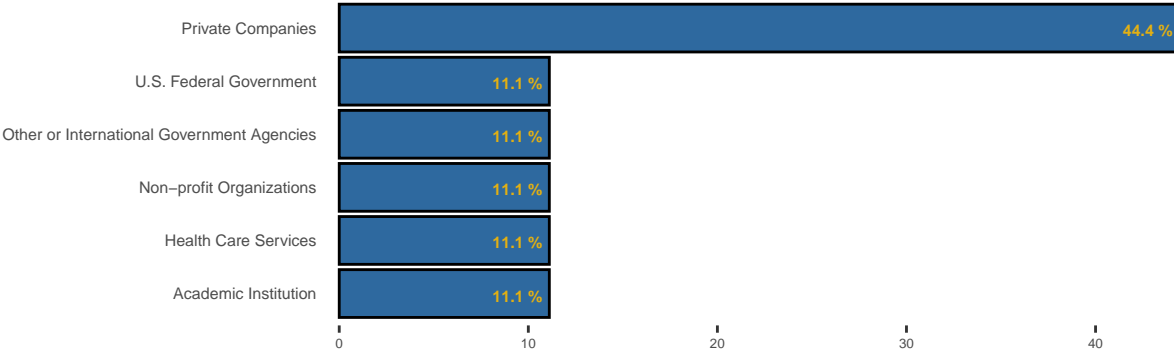
## MSPH : Primary Job Responsibility No. Students = 9

What are our alumni job responsibilities?



## MSPH : Industry Types No. Students = 9

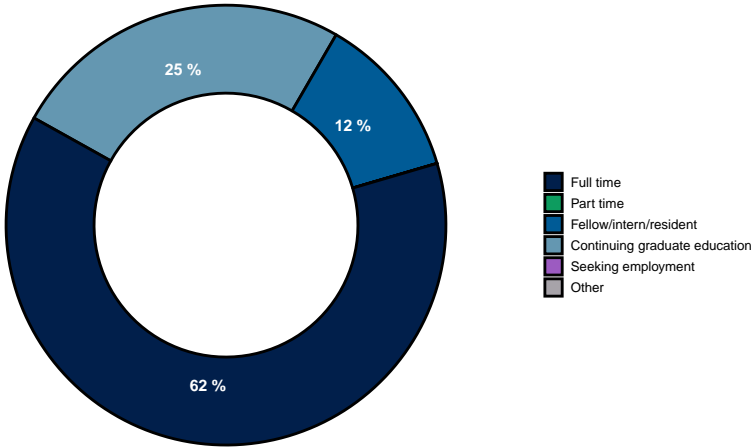
Where do our alumni work?



1/ Source: Results from the JHSPH Alumni Survey administered to graduates approximately one year after degree commencement in Fall 2017, 2018 and 2019. 2/ i) Academic Institution: Academic institution at any level (elementary through university); ii) Health Care Services: Hospital, MCO, Other healthcare provider; iii) U.S. Federal government: U.S. Federal DHHS Agency or Office, U.S. Federal government (outside the DHHS), U.S. Federal government – Uncategorized; iv) State or local government: State/Local (county or city) Health Department, State/Local government (not health department) , State/Local government – Uncategorized; v) Other or International government agencies: Foreign government, IGO/International organization, Military, Tribal government; vi) Private company: Consulting firm, Health IT, Other industrial/commercial for-profit, Pharmaceutical/biotech/medical device, Health insurance, Marketing/PR/communications firm; vii) Non-profit organization: Foundation/NGO/similar charitable non-profit, Trade association or similar non-profit, Other non-profit organization; viii) Other: Other, Self-employed, Unknown. 3/ Note: NA excluded for all charts. Salary ranges and median salary only include full-time employed alumni.

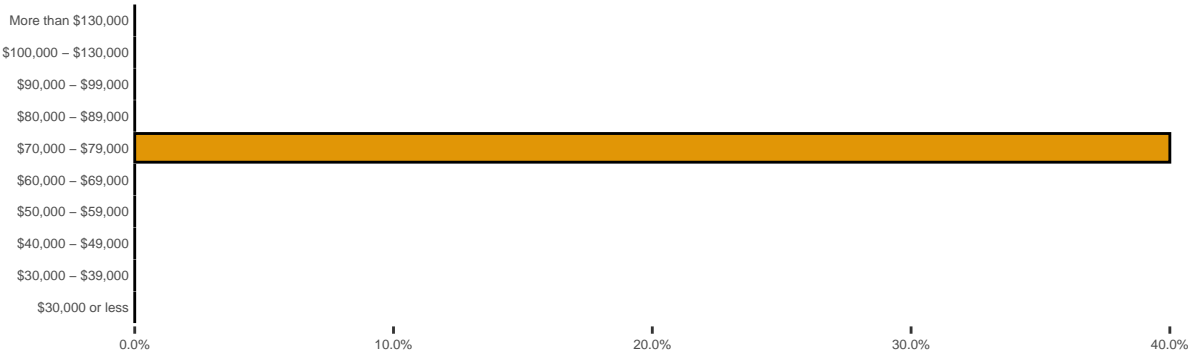
# JHSPH Career Outcomes Report (2017–2019): Environmental Health and Engineering – MHS

## Environmental Health and Engineering – MHS : Employment (%) No. Students = 8



## Environmental Health and Engineering – MHS : Salary Ranges No. Students = 5

**Median salary: \$74,000**

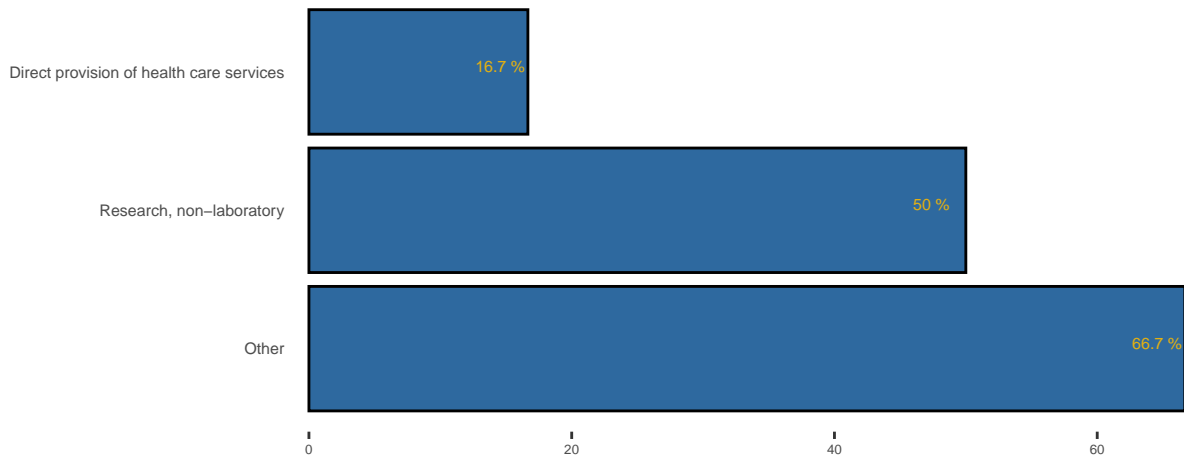


1/ Source: Results from the JHSPH Alumni Survey administered to graduates approximately one year after degree commencement in Fall 2017, 2018 and 2019. 2/ i) Academic Institution: Academic institution at any level (elementary through university); ii) Health Care Services: Hospital, MCO, Other healthcare provider; iii) U.S. Federal government: U.S. Federal DHHS Agency or Office, U.S. Federal government (outside the DHHS), U.S. Federal government – Uncategorized; iv) State or local government: State/Local (county or city) Health Department, State/Local government (not health department), State/Local government – Uncategorized; v) Other or International government agencies: Foreign government, IGO/International organization, Military, Tribal government; vi) Private company: Consulting firm, Health IT, Other industrial/commercial for-profit, Pharmaceutical/biotech/medical device, Health insurance, Marketing/PR/communications firm; vii) Non-profit organization: Foundation/NGO/similar charitable non-profit, Trade association or similar non-profit, Other non-profit organization; viii) Other: Other, Self-employed, Unknown. 3/ Note: NA excluded for all charts. Salary ranges and median salary only include full-time employed alumni.

# JHSPH Career Outcomes Report (2017–2019): Environmental Health and Engineering – MHS

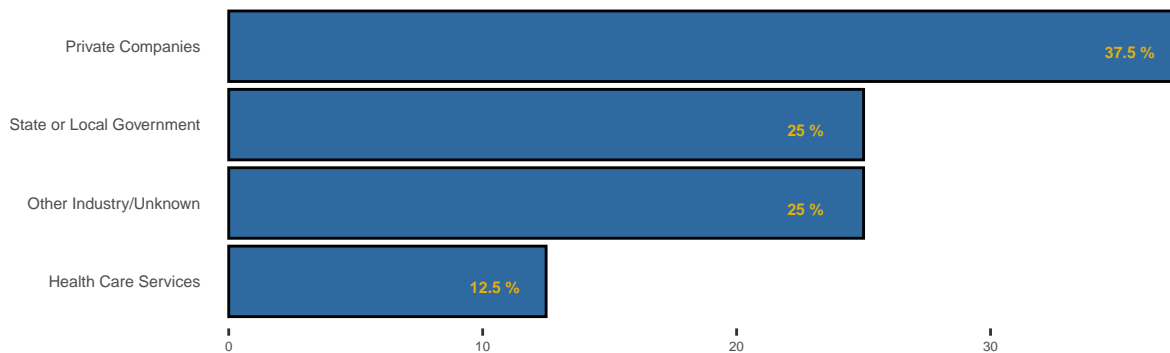
## MHS : Primary Job Responsibility No. Students = 6

What are our alumni job responsibilities?



## MHS : Industry Types No. Students = 8

Where do our alumni work?



1/ Source: Results from the JHSPH Alumni Survey administered to graduates approximately one year after degree commencement in Fall 2017, 2018 and 2019. 2/ i) Academic Institution: Academic institution at any level (elementary through university); ii) Health Care Services: Hospital, MCO, Other healthcare provider; iii) U.S. Federal government: U.S. Federal DHHS Agency or Office, U.S. Federal government (outside the DHHS), U.S. Federal government – Uncategorized; iv) State or local government: State/Local (county or city) Health Department, State/Local government (not health department), State/Local government – Uncategorized; v) Other or International government agencies: Foreign government, IGO/International organization, Military, Tribal government; vi) Private company: Consulting firm, Health IT, Other industrial/commercial for-profit, Pharmaceutical/biotech/medical device, Health insurance, Marketing/PR/communications firm; vii) Non-profit organization: Foundation/NGO/similar charitable non-profit, Trade association or similar non-profit, Other non-profit organization; viii) Other: Other, Self-employed, Unknown. 3/ Note: NA excluded for all charts. Salary ranges and median salary only include full-time employed alumni.