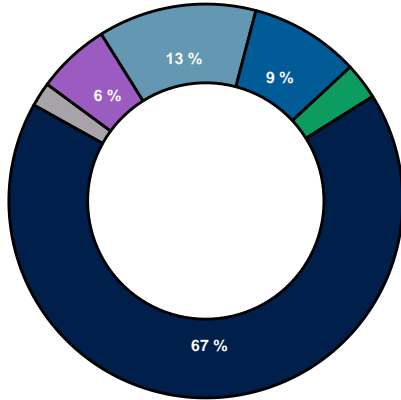


Schoolwide JHSPH Career Outcomes Report (2017–2019): Employment By Degree, All Degrees

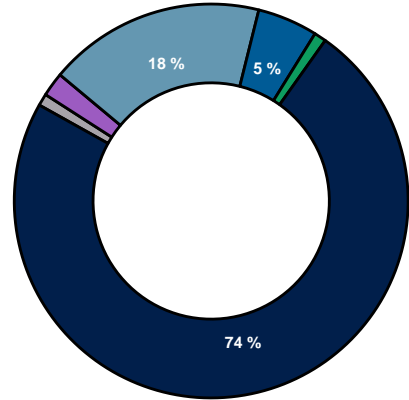
Schoolwide – MPH : Employment Rate (%)

No. Students = 531



Schoolwide – MSPH : Employment Rate (%)

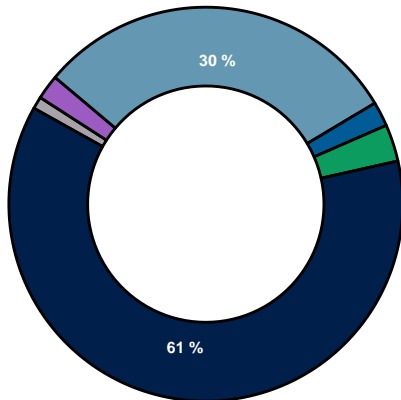
No. Students = 196



- Full time
- Part time
- Fellow/intern/resident
- Continuing graduate education
- Seeking employment
- Other

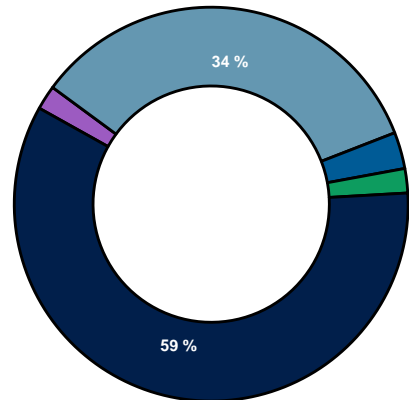
Schoolwide – MHS : Employment Rate (%)

No. Students = 161



Schoolwide – ScM : Employment Rate (%)

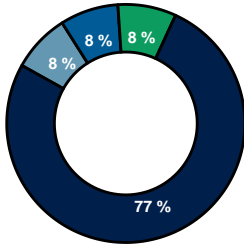
No. Students = 61



Schoolwide JHSPH Career Outcomes Report (2017–2019): Employment By Degree, All Degrees

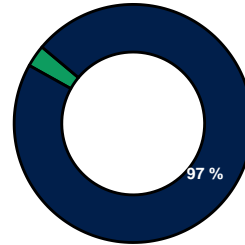
Schoolwide – MPP : Employment Rate (%)

No. Students = 13



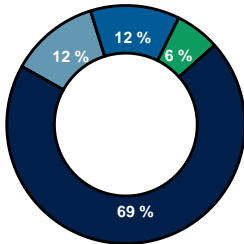
Schoolwide – MHA : Employment Rate (%)

No. Students = 30



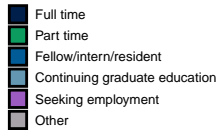
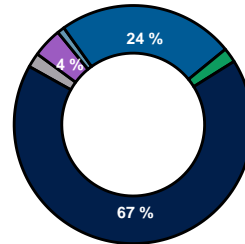
Schoolwide – MAS : Employment Rate (%)

No. Students = 16



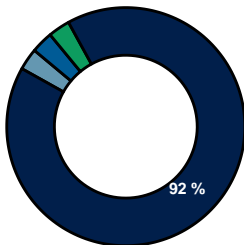
Schoolwide – PhD : Employment Rate (%)

No. Students = 173



Schoolwide – DrPH : Employment Rate (%)

No. Students = 36



Schoolwide MBE : Employment (%)

Sample size too small for reporting.